

# STATUTORY AUDIT REPORT OF

## JINDAL SUPREME (INDIA) PRIVATE LIMITED

*FOR THE YEAR ENDED :31.03.2021*

**AUDITED BY:**

S.C. THAKRAL & CO  
CHARTERED ACCOUNTANTS  
6, RED CROSS COMPLEX  
RAILWAY ROAD, HISAR  
Mob. 87087-91861  
Mob. 94164-76269  
Office Mob. 70151-00272  
Email: [scthakral\\_co1@rediff.com](mailto:scthakral_co1@rediff.com)



**JINDAL SUPREME (INDIA) PRIVATE LIMITED**

**REGD. OFFICE: 9<sup>TH</sup> K.M. STONE, O.P. JINDAL MARG, HISAR**

**C.I.N. : U27109HR1974PTC007126**

---

**NOTICE**

Notice is hereby given that the 47th Annual General Meeting of the Shareholders of JINDAL SUPREME (INDIA) PRIVATE LIMITED will be held at the Registered Office of the Company at 9<sup>TH</sup> K.M. STONE, O.P. JINDAL MARG, Hisar on Tuesday 30<sup>th</sup> November, 2021 at 11.15 A.M. to transact the following business **ORDINARY BUSINESS**.

**ORDINARY BUSINESS**

1. To receive and adopt the Audited Balance Sheet as at 31<sup>st</sup> March, 2021, the Profit and Loss Account for the Year ended on that Date and the Reports of Directors' and Auditors thereon.
2. To ratify the appointment of M/s S.C. Thakral & Co., Chartered Accountants, Hisar as Statutory Auditor of the Company which hold office till the conclusion of their Annual General Meeting. Members are requested to ratify their appointment for next year to be ended on 31<sup>st</sup> March 2022.

**REGD. OFFICE**

9<sup>th</sup>. K.M. Stone,  
O.P. Jindal Marg, Hisar.

Date: 15<sup>st</sup> Oct..2021

**BY ORDER OF THE BOARD**

For Jindal Supreme (India) Pvt. Ltd.

  
**(J.P. SHARMA)**

**DIRECTOR**

DIN: 06813511

**NOTES:-**

1. A Member entitled to attend and vote is entitled to appoint a proxy to attend and vote instead of himself and the Proxy need not be a member of the Company.
2. Members are requested to notify the change in their Registered Address to the Company. If any.
3. Explanatory Statement under Section 102(1) of the Companies Act, 2013 is attached herewith.
4. Route Map for Meeting site is also attached herewith.

**Directors' Report**

**To**  
**The Members**

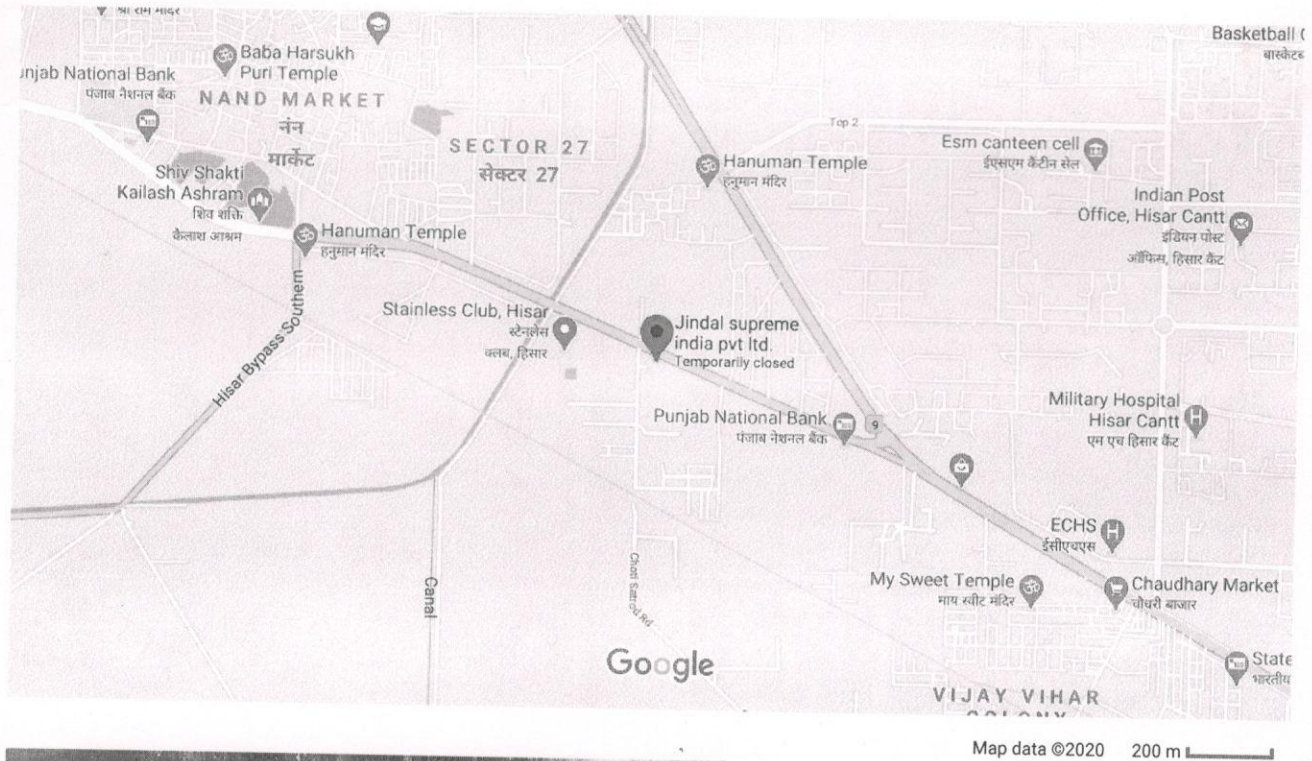
Your Directors have pleasure in presenting their 47th Annual Report on the business and operations of the Company and the accounts for the financial year ended March 31<sup>st</sup>, 2021.

1. Financial Summary or performance of the company:

PARTICULARS	YEAR ENDED	YEAR ENDED
	31.03.2021	31.03.2020
Sales for the year	2,157,628,151	1,577,161,837
Other Income	9521917	3058311
Total Income	2,167,150,068	1,580,220,148
Profit before Financial Expenses, Preliminary expenses, Depreciation and Taxation	108130033	26675705
Less: Financial expenses	18289140	9700012.28
Operating profit before Preliminary expenses, Depreciation & Taxation	89840893	16975693
Less: Depreciation & Preliminary expenses written off	14236313	8334690
Profit before Taxation	75,604,580	8,641,003
Less : Provision for Taxation		
Current Tax	12985439	1347996
Deferred Tax	9530754	3101061
MAT Credit	(1,553,607)	(1,347,996)
Profit after Taxation	54,641,994	5,539,942
Add: Charge pursuant to the adoption of revised Schedule II	-	-
Add: Charge on account of transitional provisions under AS 15	-	-
Add: Balance brought forward	9,736,391	14196449
Less: Transfer to General reserve	0	10000000
Less: Previous Year Tax Adjustment	0	0
Profit available for appropriation	64,378,385	9,736,391



# Google Maps Jindal supreme india pvt ltd.



## Jindal supreme india pvt ltd.

जिंदल सुप्रीम इंडिया पीवीटी एलटीडी  
 Factory equipment supplier  
 Temporarily closed



Directions



Save



Nearby



Send to your  
phone



Share



OP Jindal Marg, Industrial Area, Hisar, Haryana  
 125044



Temporarily closed



4RC2+G7 Hisar, Haryana



## **2. Financial Summary or Highlights/Performance of the Company**

The gross turnover of the Company for the current year under Report was Rs.254,04,00,876/-in comparison to previous year Turnover of Rs. 185,27,72543/- .Your Directors are the opinion that in the current financial Year i.e. 2021-22 our Company will be able to show much better results.

## **3. Dividend**

Although Profit of Company are much better than last year, but due to expansion programme Directors of the Company are unable to recommend any Dividend for the year under Report.

## **4. Reserves**

The Company has not transferred any amount to Reserves for the Financial Year 2020-21.

## **5. Change in the nature of business, if any**

No change in the nature of the business of the Company done during the Year.

## **6. Material Changes between the date of the Board report and end of financial year.**

There have been no material changes and commitments, if any, affecting the financial position of the Company which have occurred between the end of the Financial Year of the Company to which the Financial Statements relate and the date of the Report.

## **7. Details of Significant and Material orders passed by the regulators or Courts or Tribunals impacting the Going Concern Status And Company's Operations in Future**

During the Year under review there has been no such significant and material orders passed by the Regulators or Courts or Tribunals impacting the going concern status and Company's operations in future.

## **8. Details of Subsidiary/Joint Ventures/Associate Companies**

As on March 31, 2021, the Company does not have any Subsidiary.

## **9. Conservation of Energy, Technology Absorption, Foreign Exchange Earnings and outgo:**

The Information on Conservation of Energy, Technology absorption and Foreign Exchange earnings and outgo stipulated under Section 134(3)(m) of the Companies Act, 2013 read with Rule, 8 of The Companies (Accounts) Rules, 2014, is Annexed herewith as "Annexure A".

## **10. Deposits**

The Company has not invited/ accepted any deposits from the Public during the Year ended March 31, 2021. There were no unclaimed or unpaid deposits as on March 31, 2021.

#### **11. Particulars of Employees**

None of the Employee was drawing Remuneration in Excess of the limits laid by the provisions of rules 5(2) and (3) of the Companies (Appointment and Remuneration of Managerial Personnel) Rules 2014.

#### **12. Industrial Relations**

The relations Between the Employees and the Management during the Year continued to be cordial and friendly as were during the last Year.

#### **13. Statutory Auditors**

M/s. S.C. THAKRAL & CO., Chartered Accountants, Statutory Auditors of the Company having Registration Number FRN No. 005623N which hold office until the conclusion of the 50<sup>th</sup> Annual General Meeting subject to ratification at every Annual General Meeting. Members are requested to ratify their appointment for next year to be ended on 31.03.2022

#### **14. Auditors' Report**

There are no qualifications or observations or remarks made by the Auditors in their Report.

#### **15. Extract of the annual return**

The Extract of the Annual Return in Form No. MGT – 9 shall form part of the Board's Report

#### **16. Corporate Social Responsibility (CSR)**

Company has constituted the CSR Committee as in the year 2020-21 Company has earned the net profit of more than 5 Crore & following members will be part of this Committee to look after the amount to be spend to comply with the Section 135 of the Company Act 2013.

1. Jai Parkash Sharma

2. Krishan Taneja

#### **17. Provisions regarding the constitutions of internal complaints committee under the Sexual Harassment of Women at Workplace (PREVENTION, PROHIBITION AND REDRESSAL) ACT, 2013.**

The company has complied the provisions regarding complaints received under the Sexual Harassment of Women at Workplace under the said Act and no complaint has been received from women employees regarding this matter in this year.

#### **18. Directors:**

##### **A) Changes in Directors and Key Managerial Personnel**

During the Financial Year ended 31st March, 2021 no change has been made in Directors of the Company.

##### **B) Declaration by an Independent Director(s) and re- appointment, if any**

The Company was not required to appoint Independent Directors under Section 149(4) and Rule 4 of the Companies (Appointment and Qualification of Directors) Rules, 2014 hence no declaration has been obtained.



**19. Number of meetings of the Board of Directors**

Eighteen Meetings of Board of Directors was held during the Financial Year 2020-21.

**20. Particulars of Loans, Guarantees or Investments under Section 186**

During the Year under review, the Company has not advanced any Loans/ given Guarantees/ made Investments

**21. Particulars of contracts or arrangements with related parties:**

During the year there are no transactions made in pursuance of contracts and arrangement with related parties referred to in section (1) of section 188 of the Companies Act, 2013.

**22. Directors' Responsibility Statement**

The Directors' Responsibility Statement referred to in clause (c) of sub-section (3) of Section 134 of the Companies Act, 2013, shall state that

- (a) In the Preparation of the Annual Accounts, the applicable Accounting Standards had been followed along with Proper Explanation relating to Material Departures;
- (b) The Directors had selected such Accounting Policies and applied them consistently and made judgments and estimates that are reasonable and prudent so as to give a true and fair view of the state of affairs of the Company at the end of the Financial Year and of the Profit and Loss of the Company for that period;
- (c) The Directors had taken proper and sufficient care for the maintenance of adequate Accounting records in Accordance with the Provisions of this Act for safeguarding the assets of the Company and for preventing and detecting fraud and other irregularities;
- (d) The Directors had prepared the Annual Accounts on a Going Concern Basis; and
- (f) The Directors had devised proper Systems to ensure compliance with the provisions of all applicable laws and that such Systems were adequate and operating effectively.

## 23. Acknowledgements

We would like to express our grateful appreciation for the co-operation and assistance received from Banks, Shareholders and Customers. We also wish to place on record our appreciation for the Devoted Services of the Workers, Staff and trust the same will be continued in future.

For Jindal Supreme (India) Pvt. Ltd.

BY ORDER OF THE BOARD

  
Director  
(J.P. SHARMA)  
DIRECTOR  
DIN: 06813511

For Jindal Supreme (India) Pvt. Ltd.

  
(K.K. TANEJA)  
DIRECTOR  
DIN:03481378

Regd. Office  
9<sup>th</sup>. K.M. Stone  
O.P. Jindal Marg, Hisar

DATE:15<sup>th</sup> Oct. 2021

## ANNEXURE TO DIRECTORS' REPORT:

Particulars required to be furnished under Section 134(3)(m) of the Companies Act, 2013, read with Clause 8(3) of The Companies (Accounts) Rule, 2014

### A. CONSERVATION OF ENERGY:

The following measures are employed by the Company for conservation of energy:

- i) Improving power factor by proper choice of capacitors from time to time depending upon the load.
- ii) Utilizing the proper load of plant and equipment, electric motors etc.
- iii) Providing thermal insulation where required and thus saving the fuel Consumption used for Steam Generation.
- iv) Reducing the Maximum demand by properly distributing the loads. Total energy consumption and Energy Consumption per unit of Production as per Form 'A' is as under:-

### FORM 'A' FORM FOR DISCLOSURE OF PARTICULARS WITH RESPECT TO CONSERVATION OF ENERGY

A. POWER & FUEL CONSUMPTION	CURRENT YEAR 2020-21 (Rs.)	PREVIOUS YEAR 2019-20 (Rs.)
1. ELECTRICITY		
(a) Purchased:		
Units (KWAH)	3828494.00	3430151.00
Total Amount	30971050.00	27869157.27



Rate/Unit	8.09	8.12
(b) OWN GENERATION		
i) THROUGH DIESEL GENERATOR		
Units (KWH)	104165.66	79576.57
Units perltr.of Diesel Oil	3.75	3.75
Cost/Unit	19.43	17.41
ii) Through Steam Turbine Generator	N.A.	N.A.
1. COAL:	N.A.	N.A.
2. FURNACE OIL (LIGHT DIESEL OIL)		
Quantity (Ltrs.)	592900.00	629064.00
Total Amount		
Average Rate	29.02	31.22
3. OTHERS/INTERNAL GENERATION	N.A.	N.A.
CONSUMPTION PER UNIT OF PRODUCTION		
PRODUCT: Steel Tubes & Pipes		
Unit (M.T.)	NIL	NIL
Electricity/Tonne (KWH)	---	NIL
Furnace Oil/Tonne (Ltrs.)	---	---
Coal	---	---
Others	---	---

## B. TECHNOLOGY ABSORPTION

### FORM 'B'

#### RESEARCH AND DEVELOPMENT (R&D):

1. Specific Area in which R&D carried out by the Company.
2. Benefits derived as a result of the above R&D.
3. Future plans of action.
4. Expenditure on R&D
  - (a) Capital
  - (b) Recurring
  - (c) Total
  - (d) Total R&D Expenditure as a percentage of total Turnovers.

NIL

#### TECHNOLOGY ABSORPTION, ADAPTATION AND INNOVATION:

1. Efforts in brief, made towards technology absorption, adaptation and Innovation.
2. Benefits derived as a result of the above efforts, e.g., product Improvement, Cost reduction, Product Development, imports substitution etc.
3. In case of Imported Technology (Imported during the last 5 years Reckoned from the beginning of the Financial Year), following information May be furnished:
  - (a) Technology Imported.
  - (b) Year of Import
  - (c) Has Technology been fully absorbed?
  - (d) If not Fully absorbed, areas where this has not taken Place, Reasons Therefore and Future plans of action.

NIL

**C. FOREIGN EXCHANGE EARNINGS AND OUTGO:**

(a) Activities relating to Exports, Initiatives taken to Increase Export; Development of new export Market for Products and Services and Export plans.

(b) Total Foreign Exchange used and Earned.

NII

Regd. Office  
9<sup>th</sup>. K.M. Stone  
O.P. Jindal Marg, Hisar

DATE: 15<sup>th</sup> Oct., 2021

**For Jindal Supreme (India) Pvt. Ltd.**  
**BY ORDER OF THE BOARD**

  
**(K.K. TANEJA)**

**DIRECTOR**

DIN: 03481378

**For Jindal Supreme (India) Pvt. Ltd.**

  
**(J.P. SHARMA)**

**DIRECTOR**

DIN:06813511



**S.C. THAKRAL & CO.**  
**CHARTERED ACCOUNTANTS**

6, Red Cross Complex, Railway Road  
Hisar-125 001. Ph: (O) 01662-236497 (M) 9416476269  
E-Mail: scthakral\_co1@rediff.com.

**INDEPENDENT AUDITORS' REPORT**

To

The Members of

**JINDALSUPREME (INDIA)PRIVATE LIMITED**

**Report on the Financial Statements**

1. We have audited the Accompanying Financial Statements of **JINDALSUPREME (INDIA)PRIVATE LIMITED** 'the company', which comprises Balance Sheet as at 31<sup>st</sup> Mar 2021, the Statement of Profit and Loss Account and Cash Flow Statement for the year then ended, and a Summary of Significant Accounting Policies and Other Explanatory Information.

**Management's Responsibility for the Financial Statements**

2. The Company's Board of Directors is responsible for the matters stated in Section 134(5) of the Companies Act, 2013 ("the Act") with respect to the preparation of these financial statements that give a true and fair view of the financial position, financial performance and cash flows of the Company in accordance with the accounting principles generally accepted in India, including the Accounting Standards specified under Section 133 of the Act, read with Rule 7 of the Companies (Accounts) Rules, 2014. This responsibility also includes maintenance of adequate accounting records in accordance with the provision of the Act for safeguarding of the assets of the Company and for preventing and detecting frauds and other irregularities; selection and application of appropriate accounting policies; making Judgments and estimates that are reasonable and prudent; and design, implementation and maintenance of adequate internal financial controls, that were operating effectively for ensuring the accuracy and Completeness of the accounting records, relevant to the preparation and presentation of the financial Statements that give a true and fair view and are free from materials misstatement, whether due to Fraud or error.

**Auditor's Responsibility**

Our responsibility is to express an opinion on these standalone financial statements based on our audit. We have taken into account the provision of the Act, the accounting and auditing standards and matters which are required to be included in the audit report under the provisions of the Act and the Rules made there under.

We conducted our audit in Accordance with the Standards on Auditing specified under Section 143(10) of the Act. Those Standards require that we comply with ethical requirements and plan and perform the audit to obtain reasonable assurance about whether the financial statements are free from material misstatement.





An Audit Involves performing procedures to obtain Audit Evidence about the amounts and the disclosures in the Financial Statements. The procedures selected depend on the auditor's judgment, including the assessment of the risks of material misstatement of the financial statements, whether due to fraud or error. In making those risk assessment; the auditor considers internal financial control relevant to the Company's preparation of the financial statements that give a true and fair view in order to design Audit procedures that are appropriate in the circumstances. An audit also includes evaluating the appropriateness of the accounting policies used and the reasonableness of the Accounting Estimates made by the Company's Directors, as well as evaluating the overall presentation of the Financial Statements.

We believe that the audit evidence we have obtained is sufficient and appropriate to provide a basis for our audit opinion on the standalone financial statements.

### **Opinion**

1. In our opinion and to the best of our information and according to the explanations given to us, the aforesaid financial statements give the information required by the Act in the manner so required and give a true and fair view in conformity with the accounting principles generally accepted in India of the State of Affairs of the Company as at 31-Mar-2021, and its Profit for the Year ended on that Date.

### **Report on Other Legal and Regulatory Requirements**

2. As Required by the Companies (Auditor's Report) Order, 2016 (the Order) issued by the Central Government in terms of Section 143 (11) of the Act, we enclosed in the "Annexure B" Statement on matters Specified in Paragraph 3 & 4 of the said order.
3. As Required by Section 143 (3) of the Act, we Report that:
  - a) We have sought and obtained all the Information and explanations which to the best of our Knowledge and belief were necessary for the purpose of our Audit.
  - b) In our opinion, proper Books of Account as required by Law have been kept by the Company so far as it appears from our Examination of those Books.
  - c) The Balance Sheet and the Statement of Profit and Loss dealt with by this Report are in Agreement with the Books of Account.
  - d) In our opinion, the aforesaid financial statements comply with the Accounting Standards specified under Section 133 of the Act, As Applicable.





**S.C. THAKRAL & CO.**  
**CHARTERED ACCOUNTANTS**

- e) On the basis of the written representations received from the directors as on 31<sup>st</sup> Mar 2021 and taken on record by the Board of Directors, we report that none of the directors is disqualified as on 31<sup>st</sup> Mar 2021 from being appointed as a Directors in terms of section 164(2) of the Act.
- f) With Respect to the Adequacy of the Internal Financial Control over financial reporting of the company and the operating effectiveness of such control, refer to our separate report in "Annexure A". Our Report expresses an unmodified opinion on the Adequacy and Operating Effectiveness of the Company's internal financial controls over financial reporting.
- g) With Respect to the other matters to be included in the Auditor's Report in accordance with rule 11 of the Companies (Audit and Auditors) Rules, 2014, in our opinion and to the best of our Information and According to the Explanations given to us:
- i. As Informed to us the Company does not have any pending litigations which would Impact its Financial Position
  - ii. The Company did not have any long-term contracts including derivative Contracts for which there were any material foreseeable losses.
  - iii. There were no amounts which were required to be transferred to the Investor Education and Protection Fund by the Company.

**For S.C. Thakral & Co.**  
**CHARTERED ACCOUNTANTS**  
Firm Registration No. 005623N

**CA.S.C. Thakral**



M.No.084048

Place: Hisar

Date: October 15<sup>th</sup>, 2021

UDIN : 21084048AAAAFD7122

**ANNEXURE "B"—TO THE INDEPENDENT AUDITORS REPORT**

(Referred to in paragraph 2 under 'Report on other Legal and Regulatory Requirements' section of our report on even date)

- 1 (a) The Company has Maintained proper records showing full particulars Including quantitative details and situation of fixed assets.  
  
(b) A major portion of the fixed assets has been physically verified by the Management in accordance with a phased Programme of verification adopted by the Company. In our opinion, the frequency of verification is reasonable having regard to the size of the Company and the nature of its assets. To the best of our knowledge, no material discrepancies have been noticed on such verification.  
  
(c) According to the Information and Explanations given to us and the records examines by us and based on the Examination of the Registered sale deed/ transfer deed/ conveyance deed provided to us, we report that, the title deed, comprising all the immovable properties of land and building which are free hold, are held in the name of the Company as at the Balance Sheet date.
- 2 (a) As explained to us, the inventory has been physically verified at reasonable intervals during the year by the management. In our opinion, the frequency of verification is reasonable. The discrepancies noticed on verification between the physical stocks and the book records were not material.  
  
(b) In our opinion and according to the information and explanations given to us, the procedures of physical verification of inventories followed by the Management are reasonable and adequate in relation to the size of the Company and the nature of its business.  
  
(c) On the basis of our examination of the inventory records, in our opinion, the Company is maintaining proper records of inventories. The discrepancies noticed during physical verification of inventories as compared to book records were not material and the same have been properly dealt with in the books of account.
- 3 According to the information and explanations given to us and on the basis of our examination of the record of the Company, the Company has not guaranteed any Loans, Secured or Unsecured, to any Companies, Firms, Limited Liability Partnerships or other parties covered in the register maintained under section 189 of the Company Act 2013. Accordingly the provision of clause (3) (iii)(a) to (c) of the order are not applicable to the company and hence not commented upon.





- 4 In our opinion and according to the Information and Explanations given to us, the company has complied with the provisions of section 185 and 186 of the Companies Act 2013 in respect of loans, investments, guarantees, and security.
- 5 In our opinion and According to the Information and explanations given to us, the Company has complied with the provision of section 73 to 76 of the Companies Act, 2013 and Companies (Acceptance of Deposits) Rules, 2014 with regard to the deposits accepted from the public.
- 6 We have broadly reviewed the Books of Account and records Maintained by the Company pursuant to the Rules made by the Central Government for the Maintenance of Cost records under section 148 (1) of the Companies Act, 2013 in respect of the Company's products and are of the opinion that, prime facie, the prescribed records have been made and maintained. We have, however, not made a detailed examination of records with a view to determine whether they are Accurate or Complete.
- 7a) According to the Information and Explanations given to us, the Company is generally regular in depositing with the appropriate authorities undisputed statutory dues including Provident Fund, Employees' State Insurance, Income Tax, Sales Tax, Wealth Tax, Service Tax, Duty of Customs, Duty of Excise, Value Added Tax, Cess and any other statutory dues. There are no arrears as at 31<sup>st</sup> March, 2021 for a period of more than six months from the date they become Payable.
- b) According to the Information and Explanations given to us, no undisputed amounts payable in respect of Income tax, Wealth tax, Service Tax, Sales Tax, Custom duty, Excise duty and Cess were in arrears, as at 31-Mar-2021 for a period of more than six months from the date they became payable.
- c.) There is no amount payable towards Investor Education and Protection Fund in Accordance with the relevant provisions of the Companies Act, 1956 (1 of 1956) and Rules made thereunder. Hence clause 3(vii) (c) of the Companies (Auditor's Report) Order, 2015 is not Applicable to the Company.
- 8) According to the Information and Explanations given to us, the Company has not defaulted in Repayment of dues to the Banks and Debenture holders. The Company has not taken any loan from Financial Institution.
- 9) The Company has not raised moneys by way of initial Public offer or further public offer (including debt instrument) and term loans and hence reporting under clause (ix) of the CARO Order is not Applicable.
- 10) Based upon the Audit procedures performed and according to the Information and



**S.C. THAKRAL & CO.**  
**CHARTERED ACCOUNTANTS**

explanations given to us, no fraud by the Company or any Fraud on the Company by its officers or employees has been noticed or reported during the Course of our Audit that causes the Financial Statements to be Materially misstated.

- 11) The Managerial Remuneration has been paid or provided in accordance with the requisite approvals mandated by the provisions of section 197 read with Schedule V to the Companies Act.
- 12) The Company is not a Nidhi Company hence this clause is not applicable.
- 13) Based upon the Audit procedures performed and According to the Information and Explanations given to us, All Transactions with related parties are in compliance with Sections 177 and 188 of Companies Act, 2013 where Applicable and the details have been disclosed in the Financial statements etc. as required by the applicable accounting Standards.
- 14) The Company has not made any preferential Allotment or private placement of shares or fully or partly Convertible Debentures during the Year under review.
- 15) In our opinion and According to the Information and Explanation given to us, during the year the Company has not entered into any non-cash transactions with directors or persons connected with him.
- 16) The Company is not required to be Registered under section 45-IA of the Reserve Bank of India Act, 1934.

**For S.C. Thakral & Co.**  
Chartered Accountants  
Firm Registration No. 005623N



**CA S.C. Thakral**  
Partner  
Membership No.084048

Date: October 15<sup>th</sup>, 2021  
Place: Hisar  
UDIN : 21084048AAAAFD7122



## **ANNEXURE "A"–TO THE INDEPENDENT AUDITORS REPORT**

### **Report on the Internal Financial Controls under Clause (i) of Sub-section 3 of Section 143 of the Companies Act, 2013 ("the Act")**

We have Audited the Internal Financial Controls over financial reporting of ('the Company') as of 31-Mar-2021 in Conjunction with our Audit of the Financial Statements of the Company for the year ended on that Date.

#### **Management's Responsibility for Internal Financial Controls**

The Company's Management is responsible for establishing and maintaining Internal Financial Controls. These responsibilities include the Design, Implementation and maintenance of adequate Internal Financial Controls that were Operating effectively for ensuring the orderly and efficient conduct of its business, including adherence to Company's policies, the Safeguarding of its Assets, the prevention and detection of frauds and errors, the accuracy and completeness of the accounting records, and the timely preparation of reliable Financial Information, as required under the Companies Act, 2013.

#### **Auditors' Responsibility**

Our Responsibility is to express an opinion on the Company's Internal Financial Controls over Financial Reporting Based on our Audit. We conducted our Audit in accordance with the Guidance Note on Audit of Internal Financial Controls Over Financial Reporting (the "Guidance Note") and the Standards on Auditing, issued by ICAI and deemed to be prescribed under section 143(10) of the Companies Act, 2013, to the extent applicable to an audit of internal financial controls, both applicable to an audit of Internal Financial Controls and, both Issued by the Institute of Chartered Accountants of India. Those Standards and the Guidance Note require that we comply with Ethical requirements and plan and perform the audit to obtain reasonable assurance about whether adequate Internal Financial Controls over Financial Reporting was Established and Maintained and if such Controls Operated Effectively in all Material Respects. Our Audit Involves performing procedures to obtain Audit Evidence about the adequacy of the internal Financial Controls System over Financial reporting and their operating effectiveness. Our Audit of Internal Financial Controls over financial Reporting included obtaining an understanding of internal financial controls over financial reporting, assessing the risk that a material weakness exists, and testing and evaluating the design and operating effectiveness of Internal Control based on the assessed risk. The procedures selected depend on the Auditor's judgment, including the assessment of the risks of material misstatement of the Financial Statements, whether due to fraud or error. We believe that the audit evidence I/we have obtained is sufficient and appropriate to provide a basis for our audit opinion on the Company's internal financial controls system over financial reporting.





### **Meaning of Internal Financial Controls Over Financial Reporting**

A company's internal financial control over Financial Reporting is a process designed to provide reasonable assurance regarding the reliability of financial reporting and the preparation of financial statements for external purposes in accordance with generally accepted accounting principles. A company's internal financial control over financial reporting includes those policies and procedures that

- (1) pertain to the maintenance of records that, in reasonable detail, accurately and fairly reflect the transactions and dispositions of the Assets of the Company;
- (2) provide reasonable assurance that transactions are recorded as necessary to permit preparation of Financial Statements in accordance with generally accepted accounting principles, and that receipts and expenditures of the company are being made only in accordance with Authorizations of management and directors of the company; and
- (3) Provide reasonable assurance regarding prevention or timely detection of unauthorized acquisition, use, or disposition of the company's assets that could have a material effect on the financial statements

### **Inherent Limitations of Internal Financial Controls Over Financial Reporting**

Because of the inherent limitations of internal Financial Controls over Financial Reporting, including the possibility of collusion or improper Management override of Controls, Material Misstatements due to error or fraud may occur and not be detected. Also, projections of any Evaluation of the Internal Financial Controls over Financial Reporting to Future periods are subject to the risk that the Internal Financial Control over Financial reporting may become inadequate because of Changes in Conditions, or that the Degree of Compliance with the Policies or Procedures may Deteriorate.

### **Opinion**

In our Opinion, the Company has, in All Material respects, an Adequate Internal Financial Controls System over Financial Reporting and such Internal Financial Controls over Financial Reporting were Operating Effectively as at 31-Mar-2021.

**For S.C. Thakral & Co.**  
Chartered Accountants  
Firm Registration No. 005623N






**S.C. THAKRAL & CO.**  
**CHARTERED ACCOUNTANTS**

---

**CA S.C. Thakral**  
Partner  
Membership No.084048



Date: October 15<sup>th</sup>, 2021  
Place: Hisar  
UDIN : 21084048AAAAFD7122

**FORM NO. MGT 9**  
**EXTRACT OF ANNUAL RETURN**  
**As on Financial Year Ended on 31.03.2021**

Pursuant to Section 92 (3) of the Companies Act, 2013 and Rule 12(1) of the Company (Management & Administration) Rules, 2014.

I. REGISTRATION & OTHER DETAILS:		
1	CIN	U27109HR1974PTC007126
2	Registration Date	5/3/1974
3	Name of the Company	JINDAL SUPREME (INDIA) PRIVATE LIMITED
4	Category/Sub-Category of the Company	Company Limited By Share Indian Non-Government Company
5	Address of the Registered Office & Contact details	9TH KM STONE DELHI ROAD, HISSAR , HARYANA (125044) Mob. +91 94164 76269 Email: scthakral_co1@rediff.com
6	Whether Listed Company	No
7	Name, Address & Contact Details of the Registrar & Transfer Agent, if any.	NA

II. PRINCIPAL BUSINESS ACTIVITIES OF THE COMPANY			
(All the Business Activities Contributing 10 % or more of the Total Turnover of the Company shall be stated)			
S. No.	Name and Description of main Products / Services	N.I.C. Code of the Product/service	% to total turnover of the Company
1	Black Pipe		19.25%
2	Galvanised Pipe		67.04%
3			

III. PARTICULARS OF HOLDING, SUBSIDIARY AND ASSOCIATE COMPANIES					
SN	Name and address of the Company	CIN/GLN	Holding/ Subsidiary/ Associate	% of Shares held	Applicable Section
1					
2					
3					

IV. SHARE HOLDING PATTERN									
(Equity Share Capital breakup as Percentage of Total Equity)									
(i) Category-wise Share Holding									
Category of Shareholders	No. of Shares held at the beginning of the Year [As on 01-APRIL-2020]				No. of Shares held at the end of the Year [As on 31-March-2021]				% Change during the Year
	Demat	Physical	Total	% of Total Shares	Demat	Physical	Total	% of Total Shares	
a) Govt. (Central & state)			0.00	0.00			0.00	0.00	0.00
b) Govt Companies			0.00	0.00			0.00	0.00	0.00
c) Public Financial			0.00	0.00			0.00	0.00	0.00
d) Banks			0.00	0.00			0.00	0.00	0.00
e) Mutual Funds			0.00	0.00			0.00	0.00	0.00
f) Venture Capital			0.00	0.00			0.00	0.00	0.00
g) Foreign Holding			0.00	0.00			0.00	0.00	0.00
h) Bodies Corporate		50615.00	50615.00	0.19		50615.00	50615.00	0.19	0.00
i) Directors/ Relative		1315.00	1315.00	0.00		1315.00	1315.00	0.00	0.00
j) Shareholding of		0.00	0.00	0.00		0.00	0.00	0.00	0.00
k) other Public		211807.00	211807.00	0.80		211807.00	211807.00	0.80	0.00
<b>Total</b>	0.00	263737.00	263737.00	1.00	0.00	263737.00	263737.00	1.00	0.00

**V. INDEBTEDNESS**

Indebtedness of the Company including Interest outstanding/Accrued but not due for Payment.

(Amt. Rs./Lacs)

Particulars	Secured Loans excluding deposits	Unsecured Loans	Deposits	Total Indebtedness
<b>Indebtedness at the beginning of the Financial Year</b>	₹ 158,247,954.00	₹ 65,260,138.00		₹ 223,508,092.00
			0.00	₹ 223,508,092.00
<b>Change in Indebtedness</b>				
* Addition	₹ 38,984,664.00	20,043,827.00		₹ 59,028,491.00
* Reduction	₹ -	₹ -		₹ -
<b>Net Change</b>	₹ 38,984,664.00	₹ 20,043,827.00	0.00	₹ 59,028,491.00
<b>Indebtedness at the end of the Financial Year</b>	₹ 197,232,618.00	₹ 85,303,965.00		₹ 282,536,583.00
<b>Total (i+ii+iii)</b>	₹ 197,232,618.00	₹ 85,303,965.00	0.00	₹ 282,536,583.00



**VI. REMUNERATION OF DIRECTORS AND KEY MANAGERIAL PERSONNEL****A. Remuneration to Managing Director, Whole-time Directors and/or Manager:**

SN.	Particulars of Remuneration	Name of MD/MTD/ Manager	Total Amount
1	Salary	Sh. Kailash Sharma	₹ 408,523.00
2	Salary	Sh. J.P. Sharma	₹ 332,645.00
3			
	Total (A)		₹ 741,168.00
	Ceiling as per the Act		

**B. Remuneration to other Directors**

SN.	Particulars of Remuneration	Name of Directors	Total Amount
1	Salary	Sh. Krishan Kumar Taneja	₹ 607,200.00
	Total		₹ 607,200.00

**C. Remuneration to Key Managerial Personnel other than MD/Manager/MTD**

SN.	Particulars of Remuneration	Name of Key Managerial Personnel			Total Amount
	Name				(Rs/Lac)
	Designation	CEO	CFO	CS	
1	Gross salary				
	(a) Salary as per provisions contained in section 17(1) of the Income-tax Act,	NIL	NIL	NIL	0.00
	(b) Value of perquisites u/s 17(2)	NIL	NIL	NIL	0.00
	(c) Profits in lieu of salary under section 17(3) Income-tax Act, 1961	NIL	NIL	NIL	0.00
2	Stock Option	NIL	NIL	NIL	0.00
3	Sweat Equity	NIL	NIL	NIL	0.00
4	Commission	NIL	NIL	NIL	0.00
	- as % of profit	NIL	NIL	NIL	0.00
	- others, specify	NIL	NIL	NIL	0.00
5	Others, please specify	NIL	NIL	NIL	0.00
	Total	NIL	NIL	NIL	0.00

**VII. PENALTIES / PUNISHMENT/ COMPOUNDING OF OFFENCES:**

Type	Section of the Companies Act	Brief Description	Details of Penalty / Punishment/ Compounding fees imposed	Authority [RD / NCLT/ COURT]	Appeal made, if any (give Details)
<b>A. COMPANY</b>					
Penalty		NIL	NIL	NIL	NIL
Punishment		NIL	NIL	NIL	NIL
Compounding		NIL	NIL	NIL	NIL
<b>B. DIRECTORS</b>					
Penalty		NIL	NIL	NIL	NIL
Punishment		NIL	NIL	NIL	NIL
Compounding		NIL	NIL	NIL	NIL
<b>C. OTHER OFFICERS IN DEFAULT</b>					
Penalty		NIL	NIL	NIL	NIL
Punishment		NIL	NIL	NIL	NIL
Compounding		NIL	NIL	NIL	NIL

REGISTERED OFFICE:  
9TH K.M. STONE,  
O.P JINDAL MARG  
HISAR

Dated: October 15, 2021

For Jindal Supreme (India) Pvt. Ltd.

For Jindal Supreme (India) Pvt. Ltd. FOR AND ON BEHALF OF THE BOARD

K.K. Taneja

Director

Din: 03481378

Director

J.P. Sharma

Director

Din: 06813511

Director

# JINDAL SUPREME(INDIA) PRIVATE Limited

## Cash Flow Statement for the year ended 31st March, 2021

Sr. No	Particulars	For the year ended 31st March, 2021	For the year ended 31st March, 2020
<b>A.</b>	<b>CASH FLOWS FROM OPERATING ACTIVITIES:</b>		
	Net Profit/(loss) Before Tax and Extra Ordinary items	75,604,580	8641003
	<b>Adjustment for:</b>		
	Depreciation	14,236,313	8,334,690
	Interest Expense	18,081,640	9481457
	Provision For Gratuity	-	0
	Interest Income	(2,218,691)	-286239
	Dividend Received		
	Profit/ Loss on Sale of Fixed Assets (Profit ON CAR SALE RS.127984 & Profit on sale of Land 7111247	(7,239,231)	230,784
	<b>Operating profit before working capital changes</b>	98,464,611	26401695
	<b>Adjustment for:</b>		
	(Increase)/Decrease in Trade Receivables	(18,403,417)	16424011
	(Increase)/Decrease in Inventories	(48,419,178)	-41701628
	(Increase)/Decrease in Other current assets	(25,458,857)	(8,176,910)
	Increase/(Decrease) in Trade Payables	7,323,375	13188482
	Increase/(Decrease) in Other current liabilities	1,318,673	6133291
	<b>Cash earned from operations</b>	14,825,207	12,268,940
	Advance taxation/ Income tax refund		
	<b>Net cash earned from/ (used in) operating activities</b>	14,825,207	12,268,940
<b>B.</b>	<b>CASH FLOWS FROM INVESTING ACTIVITIES:</b>		
	Purchase of fixed assets	(66,085,277)	(61,463,737)
	Sale of fixed assets	10,051,000	857326
	Purchase of Properties		
	Loan And Advances	(1,952,083)	(2,931,565)
	Interest received	2,218,691	286239
	Dividend Received		0
	<b>Net cash (used in) investing activities</b>	(55,767,669)	(63,251,736)
<b>C.</b>	<b>CASH FLOWS FROM FINANCING ACTIVITIES:</b>		
	Proceeds/Repayments of Long Term Borrowings	(5,948,129)	14173105
	Proceeds/Repayments of Short Term Borrowings	64,976,620	45796500
	Issue of Share Capital		
	Interest paid	(18,081,640)	(9,481,457)
	<b>Net cash from financing activities</b>	40,946,850	50,488,149
	<b>Net increase in cash and cash equivalents</b>	4,388	(494,648)
	<b>Cash and cash equivalents (opening balance)</b>	518,988	1,013,636
	<b>Cash and cash equivalents (closing balance)</b>	523,376	518,988
		4,388	(494,648)

**Note:**

- 1 Increase in Long term and Short term borrowings are shown net of payments.
- 2 Cash and cash equivalents (closing balance) includes other Bank Balance of Rs. 482256/- (Previous Year Rs. 475600/-)
- 3 Previous Year figures have been regrouped wherever considered necessary.

**AUDITORS' REPORTS**

In Terms of our report of even date annexed hereto

For S.C. Thakral & Co.  
Chartered Accountants  
Firm Regn No. 005623N

S.C. THAKRAL  
Partner

M.No.084048

PLACE : HISAR

DATED : 15th Oct.2021

UDIN : 21084048AAAAFD7122



For Jindal Supreme (India) Pvt. Ltd.

J.P.SHARMA

Director

Din: 06813511

K.K. Tamsia

Director

Din: 03481378



**JINDAL SUPREME (INDIA) PRIVATE LIMITED**

Balance Sheet As At 31st March, 2021

Balance Sheet As At 31st March, 2021		(Amount in Rs.)		
Particulars		Note No	As at 31st March 2021	As at 31st March 2020
I. <u>EQUITY AND LIABILITIES</u>				
(1) <u>Shareholders Funds</u>				
Share Capital	1		26,373,700	26,373,700
Reserves and Surplus	2		224,848,564	170,206,570
			251,222,264	196,580,270
Share Application Money Pending Allotment				
(2) <u>Non-Current Liabilities</u>			-	-
Long-term borrowings	3		138,534,715	144,482,845
Deferred Tax Liabilities (net)	4		18,562,372	9,031,618
Long Term Provisions	5		4,441,646	4,241,248
			161,538,733	157,755,711
(3) <u>Current Liabilities</u>				
Short-Term Borrowings	6		144,001,867	79,025,247
Trade Payables	7		65,943,553	58,620,179
Other Current Liabilities	8		30,479,728	19,849,552
Short-Term Provisions	9		1,919,928	-
			242,345,077	157,494,978
Total			655,106,074	511,830,959
II. <u>ASSETS</u>				
(1) <u>Non-Current Assets</u>				
<u>Fixed Assets</u>				
Tangible Assets	10		233,363,133	144,960,739
Capital Work-in-Progress			2,617,906	41,983,108
Non-Current Investments	11		25,161,657	25,161,657
Deferred Tax Asset (Net)				
Long-Term Loans and Advances	12		10,519,951	8,567,868
			271,662,647	220,673,372
(2) <u>Current Assets</u>				
Inventories	13		202,141,333	153,722,155
Trade Receivables	14		124,849,673	106,446,257
Cash and Bank Balances	15		523,376	518,988
Short-Term Loans and Advances	16		54,954,356	29,573,885
Other Current Assets	17		974,689	896,302
			383,443,427	291,157,587
Total			655,106,074	511,830,959
Significant Accounting Policies and Notes to the Financial Statement				

Significant Accounting Policies and Notes to the Financial Statements

**AUDITORS' REPORTS**

In Terms of our report of even date Annexed hereto.

For S C Thakral & Co.  
CHARTERED ACCOUNTANTS  
FIRM REGISTRATION NO- 005623N

CA S C Thakral  
M NO. 084048  
Place Hisar  
Date : 15th Oct. 2021  
UDIN: 21084048AAAFD7122



For Jindal Supreme (India) Pvt. Ltd. For Jindal Supreme (India) Pvt. Ltd.

**Director**

J.P. Sharma

Director

Din: 06813511

**Director**

Krishan Yaneja

Director

Din: 03481378

# JINDAL SUPREME (INDIA) PRIVATE LIMITED

Profit And Loss Statement for the year ended 31st March, 2021

Particulars		Note No.	Year ended 31st March 2021	Amount in Rs. Year ended 31st March 2020
I	<b>REVENUE</b>			
	Revenue from Operations (Gross)	18	2,540,400,876	1,852,772,543
	Less :- GST		382,772,725	275,610,707
	Revenue from Operations (Net)		2,157,628,151	1,577,161,836
II	Other Income	19	9,521,917	3,058,311
III	<b>Total Revenue</b>		<b>2,167,150,068</b>	<b>1,580,220,147</b>
IV	<b>EXPENSES</b>			
	Cost of Materials Consumed	20	1,916,450,695	1,437,825,922
	Changes in Inventories of Finished Goods, Work in Progress and Stock In Trade	21	(18,714,886)	(24,549,909)
	Employee benefits expense	22	32,595,728	30,206,440
	Finance Costs	23	18,289,140	9,700,012
	Depreciation and amortization expense	24	14,236,313	8,334,690
	<b>Other expenses</b>	25		
	Manufacturing Expenses		99,334,579	87,999,353
	Office & Administration Expenses		5,554,776	6,346,765
	Selling and Distribution Expenses		22,501,937	15,270,599
	Miscellaneous Expenses		1,297,206	445,271
	<b>Total Expenses</b>		<b>2,091,545,488</b>	<b>1,571,579,145</b>
V	<b>Profit before exceptional and extraordinary items and tax (III-IV)</b>		<b>75,604,580</b>	<b>8,641,003</b>
VI	<b>Extraordinary Item :</b>			
VII	<b>Profit Before Tax (V-VI)</b>		<b>75,604,580</b>	<b>8,641,003</b>
VIII	<b>Tax Expense:</b>			
	Current Tax		12,985,439	1,347,996
	Deferred Tax Liability/(Asset)		9,530,754	3,101,061
	MAT Credit		(1,553,607)	(1,347,996)
			20,962,586	3,101,061
IX	<b>Profit (Loss) for the year after taxation (VII-VIII)</b>		<b>54,641,994</b>	<b>5,539,942</b>
X	<b>Earnings per equity share</b>			
	Basic		207.18	21.01
	Diluted		207.18	21.01

Significant Accounting Policies and Notes to the Financial Statements

AUDITORS' REPORTS

In Terms of our report of even date Annexed hereto.

For S C Thakral & Co.  
CHARTERED ACCOUNTANTS  
FIRM REGISTRATION NO-005623N

CA S C Thakral  
M No- 084048  
Place Hisar  
Dated: 15th Oct. 2021

UDIN: 21084048AAAFD7122



For Jindal Supreme (India) Pvt. Ltd.

For Jindal Supreme (India) Pvt. Ltd.

J.P. Sharma  
Director  
Din: 06813511

Krishan Taneja  
Director  
Din: 03481378



**JINDAL SUPREME (INDIA) PRIVATE LIMITED**

Notes forming part of Balance sheet and Statement of Profit and Loss

(Amount in Rs.)

DESCRIPTION		As at 31st March, 2021	As at 31st March, 2020
<b>1</b>	<b>SHARE CAPITAL</b>		
(a)	<b>Authorised Capital</b> 400000 Equity Share of Rs. 100/- Each	40,000,000	40,000,000
		<b>40,000,000</b>	<b>40,000,000</b>
(b)	<b>Issued, Subscribed and Fully Paid-Up</b> 263737 Equity Share of Rs. 100/- Each	26,373,700	26,373,700
(c)	<b>Reconciliation of the number of shares</b> Shares outstanding at the beginning of the year Shares issued during the year Shares outstanding at the end of the year	263,737 - <b>263,737</b>	263,737 - <b>263,737</b>
(d)	<b>Details of shareholders holding more than 5% shares in the company</b>		
	<b>Name of Shareholders</b>	<b>As at 31st March, 2021</b>	<b>As at 31st March, 2020</b>
		<b>No of Shares held</b>	<b>No of Shares held</b>
		<b>% of Holding</b>	<b>% of Holding</b>
	Sh. Janak Raj Jindal	30005	30005
	J.R. Jindal & Sons HUF	25815	25815
	M/s J.J.Jindal Infin Pvt. Ltd.	17460	17460
	M/s Diana Tea Co. Ltd.	20300	20300
	Smt. Jayshree Jindal	14020	14020
	Sh. Abhishek Jindal	19795	19795
	Sh. Madan Lal Jindal	43278	43278
	Smt. Parmeshwri Devi Jindal	39409	39409
		<b>79.66</b>	<b>79.66</b>

- (e) Aggregate number of bonus shares issued, share issued for consideration other than cash and shares bought back during the period of five years immediately preceding the reporting date:

As at 31.03.2021

As at 31.03.2020

Nil

Nil

<b>2</b>	<b>RESERVES AND SURPLUS</b>		
(a)	<b>GENERAL RESERVE</b>		
	As per Last Account	56,655,879	46,655,879
	Add:- Transferred from Surplus -Profit and Loss Account	-	10,000,000
	Add:- Adjustment for DTA/DTL	-	-
	Less:- Adjustment for Depreciation	-	-
	Add:- Deferred tax assets on above additional depreciation	-	-
	<b>Closing Balance</b>	<b>56,655,879</b>	<b>56,655,879</b>
(b)	<b>Security Premium Account</b>		
	As per Last Account	103,814,300	103,814,300
	Add:- During the Year	-	-
	<b>Closing Balance</b>	<b>103,814,300</b>	<b>103,814,300</b>
(c)	<b>SURPLUS-PROFIT AND LOSS ACCOUNT</b>		
	Profit Brought Forward	9,736,391	14,196,449
	Add:-Profit after tax for the period	54,641,994	5,539,942
	Less:-Transfer to General Reserve	-	10,000,000
	Less:-Previous Year Tax Adjustment	-	-
	<b>Closing Balance</b>	<b>64,378,385</b>	<b>9,736,391</b>
	<b>Total Reserves and Surplus (a+b+c)</b>	<b>224,848,564</b>	<b>170,206,570</b>



**JINDAL SUPREME (INDIA) PRIVATE LIMITED**  
Notes forming part of Balance sheet and Statement of Profit and Loss

(Amount in Rs.)

DESCRIPTION		As at 31st March, 2021	As at 31st March, 2020
<b>3</b>	<b>LONG-TERM BORROWINGS</b>		
	<b>SECURED</b>		
	<b>TERM LOAN</b>		
	From Bank And Financial Institution		
	Term Loan Account 1 HDFC Limited	5,002,415	24,090,193
	Term Loan Account 2 HDFC Limited	39,118,115	44,047,442
	Daimler Financial Service Private Limited	9,110,220	11,085,072
		<b>53,230,750</b>	<b>79,222,707</b>
	<b>UNSECURED</b>		
	From Companies	33,509,133	20,750,565
	Others	51,794,832	44,509,573
		<b>85,303,965</b>	<b>65,260,138</b>
	<b>Total Long-Term Borrowings</b>	<b>138,534,715</b>	<b>144,482,845</b>

(Amount in `)

DESCRIPTION		Deferred Tax Liability/Assets as at 31.03.2021	Deferred Tax Liability/Assets as at 31.03.2020
<b>4</b>	<b>Deferred Tax Asset (Net)</b>		
<b>A)</b>	<b>Deferred Tax Liability</b>		
<b>1</b>	Difference between book and tax depreciation	19,717,200	10,134,342
	<b>Total Deferred Tax Liability - A</b>	<b>19,717,200</b>	<b>10,134,342</b>
<b>B)</b>	<b>Deferred Tax Assets</b>		
<b>1</b>	Provision for Gratuity	1,154,828	1,102,724
<b>2</b>	Carried forward losses/depreciation	-	-
	<b>Total Deferred Tax Assets - B</b>	<b>1,154,828</b>	<b>1,102,724</b>
	<b>Deferred Tax Asset (Net) (A-B)</b>	<b>18,562,372</b>	<b>9,031,618</b>
	<b>Net increase/(decrease) in deferred tax liability represented by</b>		
	Deferred tax liability provided during the year in statement of Profit and Loss	9,530,754	3,101,061
	Deferred tax assets on adjustment of depreciation where remaining useful life is NIL	-	-
		<b>9,530,754</b>	<b>3,101,061</b>

<b>5</b>	<b>LONG TERM PROVISIONS</b>		
	For Employee Benefits		
	Gratuity (Unfunded)	4,441,646	4,241,248
	<b>Total Long Term Provisions</b>	<b>4,441,646</b>	<b>4,241,248</b>

<b>6</b>	<b>SHORT TERM BORROWINGS</b>		
	<b>SECURED</b>		
	Cash Credit Facility from HDFC Bank LTD.	144,001,867	79,025,247
	<b>UNSECURED</b>		
	Inter Corporate Demand Loans	-	-
	<b>Total Short Term Borrowings</b>	<b>144,001,867</b>	<b>79,025,247</b>





**JINDAL SUPREME (INDIA) PRIVATE LIMITED**  
Notes forming part of Balance sheet and Statement of Profit and Loss

(Amount in Rs.)

DESCRIPTION		As at 31st March, 2021	As at 31st March, 2020
7	<b>TRADE PAYABLES</b>		
	Trade Payables	65,943,553	58,620,179
	<b>Total Trade Payables</b>	<b>65,943,553</b>	<b>58,620,179</b>
8	<b>OTHER CURRENT LIABILITIES</b>		
	Current Maturities of Long Term debts		
	Other payable:		
	Statutory Dues	1,096,499	708,927
	Due to Customer	3,885,814	7,351,454
	Advance for Property Sale	12,500,000	4,500,000
	Other liabilities	12,997,415	7,289,171
	<b>Total Other Current Liabilities</b>	<b>30,479,728</b>	<b>19,849,552</b>
9	<b>SHORT TERM PROVISIONS</b>		
	For Employee Benefits	-	-
	Others		
	Provision for Tax (Net)	1,919,928	-
	<b>Total Short Term Provisions</b>	<b>1,919,928</b>	<b>-</b>
11	<b>NON CURRENT INVESTMENTS</b>		
	Investment in Equity Share	1,965,093	1,965,093
	Investment in Properties	23,196,564	23,196,564
	<b>Total Non Current Investments</b>	<b>25,161,657</b>	<b>25,161,657</b>
12	<b>LONG TERM LOAN AND ADVANCES</b>		
	Security Deposits		
	Unsecured, Considered good	3,859,432	3,460,956
	Others		
	Mat Credit Entitlement Account	6,660,519	5,106,912
	<b>Total Long Term Loans and Advances</b>	<b>10,519,951</b>	<b>8,567,868</b>



# **JINDAL SUPREME (INDIA) PVT. LTD., HISAR**

## **TOTAL FIXED ASSET CHART FOR THE YEAR ENDING 31.03.21**

SR. PARTICULARS		NOTE NO.10									
NO.		ORIGINAL COST AS ON 01.04.2020	ADDITION DURING THE YEAR	SALE/TRANS DURING THE YEAR	TOTAL AS ON 31.03.2021	DEPRECIATION UPTO LAST YEAR	DEPRECIATION DURING THE YEAR	DEPRECIATION ON SALE/ TRANSFER	TOTAL DEPRECIATION AS ON 31.3.21	W.D.V AS ON 31.03.21	W.D.V AS ON 31.03.20
1	2	3	4	5	6	7	8	9	10	11	12
1	LAND A/C.	221407.00	0.00	0.00	221407.00	0.00	0.00	0.00	0.00	221407.00	221407.00
	<b>TOTAL</b>	221407.00	0.00	0.00	221407.00	0.00	0.00	0.00	0.00	221407.00	221407.00
2	OTHER BUILDING	2222662.90	0.00	0.00	2222662.90	975621.11	33660.42	0.00	1009281.53	1213381.37	1247041.79
	(I) BUILDING AT DELHI	76006.26	0.00	0.00	76006.26	72205.95	0.00	0.00	72205.95	3800.31	3800.31
	(II) WATER TANK	15707212.00	0.00	2565821.45	13141390.55	2672059.00	192059.19	447068.00	2417050.20	10724340.35	13035153.00
	(III) BUILDING AT DELHI (NDM-II)	18005881.16	0.00	2565821.45	15440059.71	3719886.07	225719.62	447068.00	3498537.68	11941522.03	14285995.09
	<b>TOTAL</b>	2222662.90	0.00	2565821.45	15440059.71	3719886.07	225719.62	447068.00	3498537.68	11941522.03	14285995.09
3	SHED & BUILDING	1211213.97	0.00	0.00	1211213.97	746826.14	18570.08	0.00	765396.22	445817.75	464387.83
	(I) OFFICE BUILDING	26590767.76	10194552.00	0.00	36785319.76	4034400.86	824253.16	0.00	4858654.02	31928665.74	22556366.90
	(II) SHED & BUILDING	27801981.73	10194552.00	0.00	37996533.73	4781227.00	842823.23	0.00	5624050.23	32372483.50	23020754.73
	<b>TOTAL</b>	1433801.00	0.00	0.00	1433801.00	1420637.43	0.00	0.00	1420637.43	13163.57	0.00
4	PLANT & MACHINERY	21922916.06	3304250.00	0.00	25227166.06	2973805.97	1489966.06	0.00	4463772.03	20763394.03	18949110.09
	(I) GENERATOR SETS	85687216.46	87837922.83	0.00	173525139.29	1726593.73	8504037.93	0.00	25770631.66	147754507.63	68420622.73
	(II) CRANES	109043933.52	91142172.83	0.00	200186106.35	21661037.13	9994003.99	0.00	31655041.12	168531085.23	87382896.39
	(III) PLANT & MACHINERY	156271.62	0.00	0.00	156271.62	156271.62	0.00	0.00	156271.62	0.00	0.00
	<b>TOTAL</b>	156271.62	0.00	0.00	156271.62	156271.62	0.00	0.00	156271.62	0.00	0.00
5	ELECTRIC INSTALLATION	611261.32	353689.00	0.00	964950.32	408517.30	90494.63	0.00	499011.93	465938.39	202744.02
	(I) TRUCKS	150000.00	0.00	0.00	150000.00	112679.08	25518.01	0.00	138197.09	11802.91	37320.92
	(II) CAR/SCOOTER	28301757.00	2558238.00	6666649.00	24193346.00	10076140.42	2563896.12	5973632.00	6666404.54	17526941.46	18225616.58
	<b>TOTAL</b>	28451757.00	2558238.00	6666649.00	24343346.00	10188819.49	2589414.13	5973632.00	6804601.63	17538744.37	18262937.51
8	MISCELLANEOUS ASSETS	9545.51	0.00	0.00	9545.51	9545.51	0.00	0.00	9545.51	0.00	0.00
	FIRE ARMS	268049.82	150468.5	0.00	418518.32	120938.50	55100.27	0.00	176038.77	242479.55	147111.32
	AIR CONDITIONER	12017.30	0.00	0.00	12017.30	12017.30	0.00	0.00	12017.30	0.00	0.00
	PHOTOSTATE MACHINE	618733.45	714940.00	0.00	1333673.45	109024.49	174395.92	0.00	283420.40	1050253.05	509708.96
	OFFICE EQUIPMENT	171455.42	0.00	0.00	171455.42	114057.05	10169.23	0.00	124226.28	47229.14	57398.37
	TELEPHONE INTERCOM	18150.00	0.00	0.00	18150.00	18150.00	0.00	0.00	18150.00	0.00	0.00
	WATER COOLER	42852.86	0.00	0.00	42852.86	40710.22	0.00	0.00	40710.22	2142.64	2142.64
	FAX MACHINE	557863.85	108610.17	0.00	666474.02	225949.96	129943.01	0.00	355892.97	308581.05	331913.89
	COMPUTER	5950.00	0.00	0.00	5950.00	5652.50	0.00	0.00	5652.50	297.50	297.50
	NEW FAX MACHINE	5600.00	0.00	0.00	5600.00	5320.00	0.00	0.00	5320.00	280.00	280.00
	biometric attendance machine	36000.00	80000.00	0.00	116000.00	17700.94	11409.72	0.00	29110.66	86889.34	18299.06
	computer software	522535.00	0.00	0.00	522535.00	118025.32	89750.26	0.00	207775.58	314759.42	404509.68
	Attendance machine	24150.00	0.00	0.00	24150.00	3212.67	1777.86	0.00	4990.53	19159.47	20937.33
	Misc Asset	77950.00	149808.00	0.00	227758.00	2787.13	18118.52	0.00	20905.65	206852.35	75162.87
	Whirlpool Fridge	16271.00	0.00	0.00	16271.00	28.52	3193.13	0.00	3221.65	13049.35	16242.48
	<b>TOTAL</b>	2387124.21	1201826.67	0.00	3588950.88	803120.10	493857.93	0.00	1296978.03	2291972.85	1584004.11
	<b>GRAND TOTAL</b>	186679617.48	105450478.50	9232470.45	282897625.61	4174878.71	14236313.54	6420700.00	49534492.25	233363133.4	144960738.85
	Prev Year	156746043.05	32546674.51	2613100.00	186679617.48	34909178.49	8334690.03	1524989.83	41718878.71	144960738.86	122113263.49


  
**HISAR**  
 Chartered Accountant



**JINDAL SUPREME (INDIA) PVT. LTD., HISAR**

Note 10(A)

**DETAIL OF CAPITAL WIP FOR THE YEAR ENDING 31.03.21**

Name of the Asset	Opening Cost of Asset 01.04.2020	Addition During the Year	Transfer During the Year	Closing Cost as on 31.03.2021	Closing Cost as on 31.03.2020
Shed & Building	0.00	10194552.00	10194552.00	0.00	0.00
Plant & Machinery	41983108.00	47057873.00	86423075.00	2617906.00	41983108.00
Cranes	0.00	0.00	0.00	0.00	0.00
<b>Total</b>	<b>41983108.00</b>	<b>57252425.00</b>	<b>96617627.00</b>	<b>2617906.00</b>	<b>41983108.00</b>
<b>Prev Year</b>	<b>13066045.00</b>	<b>42433108.00</b>	<b>13516045.00</b>	<b>41983108.00</b>	<b>0.00</b>



(Amount in Rs.)


DESCRIPTION		As at 31st March, 2021	As at 31st March, 2020
<b>13</b>	<b><u>Inventories</u></b>		
	Raw Materials	94,815,502	68,187,500
	Work in Progress	72,513,140	52,213,145
	Finished Goods	20,129,937	20,955,382
	Store and Spares	9,786,204	6,709,914
	Scrap	4,373,834	2,869,964
	Zinc Ash/Dross	522,716	2,786,250
	<b>Total Inventories</b>	<b>202,141,333</b>	<b>153,722,155</b>
<b>14</b>	<b><u>Trade Receivables</u></b>		
	<b>Exceeding Six Months</b>		
	Unsecured, considered good	444,192	2,577,819
	<b>Less than Six Months</b>		
	Unsecured, considered good	124,405,481	103,868,438
	<b>Total Trade Receivables</b>	<b>124,849,673</b>	<b>106,446,257</b>
<b>15</b>	<b><u>Cash and Bank Balances</u></b>		
	<b>A. Cash and Cash Equivalents</b>		
	Balances with Banks		
	- Current Accounts	282,256	273,630
	Cash in Hand	41,120	45,358
	Cheques in Hand	-	-
	<b>Total Cash and Cash Equivalents</b>	<b>323,376</b>	<b>318,988</b>
	<b>B. Other Bank Balances</b>		
	Fixed Deposit with Bank	200,000	200,000
	<b>Total Other Bank Balances</b>	<b>200,000</b>	<b>200,000</b>
	<b>Total Cash and Bank Balance (A+B)</b>	<b>523,376</b>	<b>518,988</b>
<b>16</b>	<b><u>Short-term loans and advances</u></b>		
	Prepaid Expenses	679,546	774,095
	Balance with Central Excise AND GST	2,050,757	12,564,794
	Accrued Interest	28,422	17,941
	Advance Recoverable in Cash or in kind		
	Unsecured, considered good	52,195,631	16,217,055
	<b>Total Short Term Loans and Advances</b>	<b>54,954,356</b>	<b>29,573,885</b>
<b>17</b>	<b><u>Other Current Assets</u></b>		
	Rent Receivable	60,000	60,000
	TDS Receivable/TCS Receivable	709,748	709,747
	Other GST as RCM Available	203,396	125,010
	Pooja Coins	1,545	1,545
	<b>Total Other Current Assets</b>	<b>974,689</b>	<b>896,302</b>





**JINDAL SUPREME (INDIA) PRIVATE LIMITED**  
Notes forming part of Balance sheet and Statement of Profit and Loss

		(Amount in Rs.)	
	DESCRIPTION	Year Ended 31st March, 2021	Year Ended 31st March, 2020
18	<b>Gross Revenue From Operations</b>		
	<b>Sale of Products</b>		
	Sales from Operations	2,157,628,151	1,577,161,837
	<b>Total</b>	<b>2,157,628,151</b>	<b>1,577,161,837</b>
19	<b>Other Income</b>		
	Rebate & Discount	-	360,017
	Interest Received	2,218,691	286,239
	Credit Return Back	-	2,061,213
	Profit on Sale of Car	127,984	-
	Profit on Sale of Plant & Machinery	-	163,625
	Rent Received	50,848	50,848
	Interest on Income Tax	-	10,645
	Profit on sale of Property	7,111,247	-
	Misc. Income	13,147	125,724
	<b>Total</b>	<b>9521917</b>	<b>3058311</b>
20	<b>Cost of Material Consumed</b>		
	Raw Material Components	1,916,450,695	1,437,825,922
	<b>Total</b>	<b>1,916,450,695</b>	<b>1,437,825,922</b>
21	<b>Changes in Inventories of Finished Goods, Work in Progress, Stock-in-Trade and Scrap</b>		
	<b>Opening Stock</b>		
	Finished Goods- Manufactured	20,955,382	13,231,946
	Work in Progress	52,213,145	39,202,731
	Scrap	2,869,964	1,673,967
	Zinc Ash	2,786,250	166,188
	<b>Total Opening Stock</b>	<b>78,824,741</b>	<b>54,274,832</b>
	<b>Closing Stock</b>		
	Finished Goods- Manufactured	20,129,937	20,955,382
	Work in Progress	72,513,140	52,213,145
	Scrap	4,373,834	2,869,964
	Zinc Ash and Dross	522,717	2,786,250
	<b>Total Closing Stock</b>	<b>97,539,627</b>	<b>78,824,741</b>
	<b>(INCREASE)/DECREASE IN STOCK</b>	<b>(18,714,886)</b>	<b>(24,549,909)</b>
	<b>Total</b>	<b>(18,714,886)</b>	<b>(24,549,909)</b>



22	<b><u>Employee Benefits Expenses</u></b>		
	Salary and Wages	26,649,276	26,490,854
	Director Remuneration	1,286,388	1,344,400
	Bonus	886,320	824,900
	Contribution to Provident Fund/ESIC	2,105,964	2,071,195
	Staff Welfare Expense	120,670	39,271
	Gratuity	1,547,110	(564,180)
	<b>Total</b>	<b>32,595,728</b>	<b>30,206,440</b>
23	<b><u>Finance Cost</u></b>		
	Interest Expenses	18,081,640	9,489,859
	Bank Charges	207,500	210,153
	<b>Total</b>	<b>18,289,140</b>	<b>9,700,012</b>
24	<b><u>Depreciation and Amortisation</u></b>	14,236,313	8,334,690
	<b>Total</b>	<b>14,236,313</b>	<b>8,334,690</b>
25	<b><u>Manufacturing Expenses</u></b>		
	Power and Fuel	31,418,293	28,579,332
	Repairs to Buildings	713,489	38,292
	Repairs to Machinery	614,627	1,384,584
	Consumption of Stores and Spare parts	49,180,245	41,470,650
	Carriage Inward	16,803,825	15,980,205
	Weighing Exp	604,100	546,290
	<b>Sub-total</b>	<b>99,334,579</b>	<b>87,999,353</b>
	<b><u>Office and Administration Expenses</u></b>		
	Insurance	375,235	237,021
	Legal and Professional	1,004,522	849,881
	Postage and Telephone	365,745	361,452
	Printing and Stationary	101,795	128,760
	Travelling and Conveyance	85,796	1,063,383
	Vehicle Upkeep exps	640,081	568,740
	Maintanance exps	1,502,993	1,626,927
	Auditor's Remuneration		
	Audit Fees	120,000	100,000
	Tax Audit Fees	25,000	25,000
	Others	226,250	-
	Fees & Subscription	696,030	768,348
	Cost Audit expenses	61,850	50,000
	Interest on GST	-	-
	Loss On Sale of Plant & Machinery	-	358,263
	Rates and Taxes	349,479	172,844
	Loss on Sale of Car	-	36,146
	<b>Sub-total</b>	<b>5,554,776</b>	<b>6,346,765</b>
	<b><u>Selling and distribution Expenses</u></b>		
	Sales Promotion	505,200	525,791
	Freight and Forwarding (Carriage Outward )	20,621,875	14,639,988
	Bad Debt Exp	1,054,071	-
	GST/ Vat Taxes	320,791	104,820
	<b>Sub-total</b>	<b>22,501,937</b>	<b>15,270,599</b>
	<b><u>Miscellaneous Expenses</u></b>		
	Miscellaneous	1,297,206	444,771
	Charity & Donations	-	500
	<b>Sub-total</b>	<b>1,297,206</b>	<b>445,271</b>





SIGNIFICANT ACCOUNTING POLICIES AND NOTES FORMING PART OF ACCOUNTS

1 SIGNIFICANT ACCOUNTING POLICIES

A) BASIS OF PREPARATION OF FINANCIAL STATEMENTS

The financial statements are prepared under the historical cost convention as a going concern concept. The Company follows the mercantile

B) SALES

The Sales are inclusive of GST.

C) FIXED ASSETS AND DEPRECIATION

a) VALUATION OF FIXED ASSETS

Fixed assets are stated at cost net of Gst and inclusive of all incidental expenses related thereto.

b) DEPRECIATION

Depreciation on all fixed assets have been provided on Straight Line Method at the rates and in the manner prescribed in Schedule II of the Companies Act, 2013.

D) VALUATION OF INVENTORIES

Inventories are valued at lower of cost and net realisable value. Cost is assigned on FIFO basis. Finished Goods and Work-in-Progress includes cost of conversion and other costs incurred in bringing the inventories to their present location and condition.

E) INVESTMENTS

Long Term Investments are stated at cost. In case there is a permanent diminution in the value of investments, provision for the same is made in the accounts.

F) RETIREMENT BENEFITS

Liability in respect of retirement benefits is provided and / or funded and charged to profit and loss account as follows:-

(a) Provident/Family Pension Fund – On actual liability basis.

(b) Gratuity – On the basis of actuarial valuation.

G) TAXATION

- i) Provision for current tax is determined after considering the various deductions/allowances available under the Income Tax Act, 1961.
- ii) Deferred Tax resulting from timing difference between book and tax profits is accounted for at the current rate of tax to the extent that the time difference are expected to crystallise.
- iii) The deferred tax asset is recognized and carried forward only to the extent that there is a reasonable certainty that the assets will be realized in future.

H) IMPAIRMENT OF ASSETS

An asset is considered as impaired when at the date of Balance Sheet there are indications of impairment and the carrying amount of the asset, or where applicable the cash generating unit to which the asset belongs exceeds its recoverable amount (i.e. the higher of the net asset selling price and value in use). The carrying amount is reduced to the recoverable amount and the reduction is recognized as an impairment loss in the Profit and Loss Account. The impairment loss recognized in the prior accounting period is reversed if there has been a change in the estimate of recoverable amount. Post impairment, depreciation is provided on the revised carrying value of the impaired asset over its remaining useful life.

I) FOREIGN EXCHANGE TRANSACTIONS

Foreign currency transactions during the year are recorded at the rate of exchange prevailing at the date of transaction. Monetary asset and liabilities related to foreign currency transactions remaining unsettled are translated at the year end rate. All exchange differences are dealt with in the Statement of Profit and Loss for the year.


J) PROVISION, CONTINGENT LIABILITIES AND CONTINGENT ASSETS

Provision involving substantial degree of estimation in measurement are recognized where there is a present obligation as a result of past event and it is probable that there will be an outflow of resources. Contingent liabilities are not provided for in the accounts but are separately disclosed by way of a note. Contingent assets are neither recognized nor disclosed in the financial statement.

2 CONTINGENT LIABILITIES

Contingent liabilities are not provided for in the accounts but are separately disclosed by way of a note:-

(Amount in `)			
Sr No.	Description	As at 31st March, 2021	As at 31st March, 2020
a)	Bank Guarantee Outstanding.	200,000	200,000



- 3 On the basis of the tax return filed and assessment completed, the provision for taxation made is adequate.
- 4 Internal Salaries and wages incurred during the year on repairs and maintenance have been charged directly to Salaries and wages, the separate amount of which are not ascertainable.

**5 SEGMENT REPORTING**

Information about business segment:

Company operates in a Single Primary Segment (Business segment) i.e. Manufacturing of Steel Tubes and Pipes.

**6 Earning per share (EPS) computed in accordance with Accounting Standard 20 "Earning per share"**

Basic and Diluted:	(Amount in `) 2020-21	(Amount in `) 2019-20
Profit before Tax		
Less: Tax Expense	75,604,580	8,641,003
Profit after tax	20,962,586	3,101,061
Weighted Average	54,641,993	5,539,942
No. of Equity Shares for Basic EPS	263,737	263,737
Basic EPS after tax	207.18	21.01

**7 Related Party Transactions:**

SR NO. NAME & ADDRESS OF PERSON	NATURE OF PAYMENT	Current Year 2020-21	Current Year 2019-20
		AMOUNT(Rs.)	AMOUNT(Rs.)
<u>TO DIRECTORS:</u>			
i) Sh. Kailash Sharma V&P.O. Nalwa Hisar	Salary	387,823	417,000
	P.F. & F.P.F.		
	E.S.I.C.	20,700	21,600
ii) Sh. Krishan Kumar Taneja	Salary	586,500	593,400
	P.F. & F.P.F.		
	E.S.I.C.	20,700	21,600
iii) Sh. J.P. SHARMA	Salary	312,065	334,000
	P.F. & F.P.F.		
	E.S.I.C.	20,580	21,600





## JINDAL SUPREME (INDIA) PRIVATE LIMITED

Notes '26'

## SIGNIFICANT ACCOUNTING POLICIES AND NOTES FORMING PART OF ACCOUNTS

## 8 EMPLOYEE BENEFITS

Disclosures required under Accounting Standard 15- "Employee Benefits" (Revised 2005)

	Current Year	(Amount in `) Previous Year
<b>i) Defined Contribution Plan:</b>		
Company's contribution to Provident Fund	896,346	919,630
Company's contribution to Family Pension Fund	834,822	766,375
Company's contribution to ESI	247,300	260,057
<b>ii) Defined Benefits Plan:</b>		
<b>a) Actuarial Assumptions</b>	<b>Gratuity (Unfunded)</b>	<b>Gratuity (Unfunded)</b>
Discount Rate (per annum)	6.92%	6.92%
Future salary increase	5.50%	5.50%
Expect return on plan assets	0.00%	0.00%
Mortality rate	IALM (2012-14)	IALM (2006 -08)
The assumption of future salary increase takes into account the inflation, seniority, promotion and other relevant factors such as supply and demand in		
<b>b) Reconciliation of present value of obligation</b>	<b>Gratuity (Unfunded)</b>	<b>Gratuity (Unfunded)</b>
Present value of obligation at the beginning of the year	4,241,247	4,926,349
Current Service Cost	668,604	578,287
Interest Cost	293,494	377,358
Actuarial (gain)/ loss	585,012	(1,640,747)
Benefits paid	(1,346,712)	-
Curtailements	-	-
Settlements	-	-
Present value of obligation at the end of the year	4,441,645	4,241,247
<b>c) Reconciliation of fair value of plan assets</b>	<b>Gratuity (Unfunded)</b>	<b>Gratuity (Unfunded)</b>
Fair value of plan assets at the beginning of the year	-	-
Expected return on plan assets	-	-
Actuarial (gain)/loss	-	-
Contributions	-	-
Benefits paid	-	-
Assets distributed on Settlements	-	-
Fair value of plan assets at the end of the year	-	-
<b>c) Net (Asset)/Liability recognised in the Balance</b>		
Present value of obligation at the end of the year	4,441,645	4,241,247
Fair value of plan assets at end of the year	-	-
Net present value of unfunded obligation recognised as (asset)/liability in the Balance Sheet	4,441,645	4,241,247
<b>c) Expenses recognised in the Profit and Loss Account</b>		
Current Service Cost	668,604	578,287
Interest Cost	293,494	377,358
Expect return on plan assets	-	-
Actuarial (gain)/loss recognised in the period	585,012	(1,640,747)
Past Service Cost	-	-
Curtailements	-	-
Settlements	-	-
Total expenses recognised in the Profit and Loss Account for the year	1,547,110	(685,102)

## JANAK STEEL TUBES PRIVATE LIMITED

Notes '26'

## SIGNIFICANT ACCOUNTING POLICIES AND NOTES FORMING PART OF ACCOUNTS


8 Previous year figures have been regrouped/re-arranged to make them comparable with the Current Year's figures.

9 Note 1 to 26 are annexed to and from integral part of the Balance Sheet and Statement of Profit and Loss.

In terms of our report of even date annexed hereto

For S.C.Thakral & CO.  
Chartered Accountants  
Firm Regn No. 005623N

S.C. Thakral  
Partner  
M.No.084048  
Place : Hisar  
Dated: 15.10. 2021  
UDIN : 21084048AAAAFD7122



For Jindal Supreme (India) Pvt. Ltd. For Jindal Supreme (India) Pvt. Ltd.

J.P. Sharma  
Director  
Din: 06813511

Krishan Taneja  
Director  
Din: 03481378



**SC THAKRAL & CO.**

**CHARTERED ACCOUNTANTS**

6, RED CROSS COMPLEX, RAILWAY ROAD, HISAR-125001

RESI: 1443, URBAN ESTATE-II, NEAR YASHODA SCHOOL, HISAR-125001

PHONE: 87087-91861, 94164-76269, 70151-00272